

Pumps, Valves and Liquid Handling

Miniature VHS Solenoid Valves Play Significant Role in the Viability of 3D Bio-Printing of Human Cells

Dr Will Shu and Alan Faulkner-Jones, Herriot Watt University - Edinburgh

The rapid development of viable inkjet technology for highly specialised applications, such as printing human cells, continues to generate significant interest. If successful, the realisation of this technology for specialised biological applications, generally known as 'biofabrication', has the potential to replace the long established (and often controversial) process of using animals for testing new drugs. However, there are many challenges to overcome to enable the successful production of a valve-based cell printer for the formation of human embryonic stem cell spheroid aggregates. For example, printing techniques need to be developed which are both controllable and less harmful to the process of preserving human cell tissue viability and functions.

One particular cell printing project at an advanced stage and which has benefitted from the features and benefits of Lee Products miniature VHS solenoid valves and nozzles, is the result of pioneering activities at Edinburgh's Heriot-Watt University. Dr Will Shu at the University's Biomedical micro-engineering Group and his colleagues, including Alan Faulkner-Jones a bioengineering PhD student have successfully developed a bio-printer which has been demonstrated at the 3D Print show in London. Also involved in the development of the bio-printer are specialists at Roslin Cellab in Midlothian, a leading stem cell technology company.


The valve based bio-printer has been validated to print highly viable cells in programmable patterns from two different bio-inks with independent control of the volume of each droplet (with a lower limit of 2nL or fewer than five cells per droplet). Human ESC's (Embryonic Stem Cells) were used to make spheroids by overprinting two opposing gradients of bio-ink; one of hESC's in medium and the other of medium alone.

The resulting array of uniform sized droplets with a gradient of cell concentrations was inverted to allow cells to aggregate and form spheroids via gravity.

The resulting aggregates have controllable and repeatable sizes and consequently they can be made to order for specific applications. Spheroids with between 5 and 140 dissociated cells resulted in spheroids of 0.25-0.6 mm diameter. The success of the bio-printer demonstrates that a valve based printing process is gentle enough to maintain stem cell viability, accurate enough to produce spheroids of uniform size and that printed cells maintain their pluripotency.

Looking closer at the design of the bio-printer platform reveals two dispensing systems, each comprising a Lee VHS Nanolitre solenoid dispensing valve with a Teflon coated 101.6 µm internal diameter Lee Minstac nozzle controlled by a Arduino microcontroller. Each dispensing system is attached to a static pressure reservoir for the bio-ink solution to be dispensed via flexible tubing. The dispensing system and bio-ink reservoirs are mounted within a custom-built enclosure on the tool head of a micrometer-resolution 3-axis 3d printing platform (High-Z S-400, CNC Step) and controlled by a customized CNC controller (based on G540, Geokodrives).

A relatively larger nozzle diameter (compared to the size of the cells that are printed) was selected to reduce the amount of shear stress that could be experienced by the




cells during the dispensing process. The bio-ink reservoirs were kept as close as possible to the valves in order to minimise the amount of time it would take to charge the system with bio-ink and to purge it at the end of the experiment. A USB microscope is also included to enable visual inspection of the target substrate during the printing process. Due to the type of deposition system used, a direct line of sight view through the nozzle is not possible and therefore the USB microscope is mounted at an offset angle from the cell deposition system assemblies.

Commenting on the development of the bio-printer and the vital role played by Lee Product's VHS solenoid valves, Dr Will Shu at Heriot-Watt University said: "Printing living cells is extremely challenging and to the best of our knowledge, this is the first time that these cells have been 3D printed. The technique will allow us to create more accurate human tissue models which are essential to in-vitro drug development and toxicity testing and since the majority of drug discovery is targeting human disease, it makes sense to use human tissues.

"The development of the bio-printer has taken many years of effort and we are very pleased with the performance of Lee's VHS solenoid valves, they are a vital component within the bio-printer printhead and we recommend them to our colleagues working on similar projects."

Dr Shu added, "We also acknowledge the support and interaction from our contacts at Lee Products which has helped us to overcome the challenges of this project."

This highly specialised application is an excellent example of the performance of Lee's range of VHS Micro-Dispense Solenoid Valves which provide precise, repeatable, non-contact dispensing of fluids in the nanolitre to microlitre range. The valves feature a number of port configurations to facilitate quick and convenient connections to Lee's 062 MINSTAC fittings and press-on tubing. The 062 MINSTAC outlet port can be used with Lee 062 MINSTAC tubing or atomising nozzles. Custom configurations and voltages are also available to suit specific applications.



More information about the Bio-Printer at:
<http://bmg.hw.ac.uk/> Email: w.shu@hw.ac.uk

More information about Lee VHS Solenoid Valves at:
www.leeproducts.co.uk Email: sales@leeproducts.co.uk

New Pipette Tips Range makes Quality Affordable



Two new packaging styles now complete the PIPETMAN TIPS Diamond range from **Gilson**. With always the same high quality of tips, these new packaging styles are designed to fit all budgets.

Clean and convenient, the BLISTER REFILL is the smartest way to refill an empty TIPACK box. While the compact and easy to use RELOAD PACK ensures saving time and space on the bench. Both of these new packaging are eco-friendly: the BLISTER REFILL uses 45% less plastic than a regular rack box, and up to 70% for the RELOAD PACK.

The only way to ensure precision and reproducibility across the full volume range is to use PIPETMAN micropipette with PIPETMAN TIPS Diamond. Indeed, quality pipetting with the best volumetric performance of PIPETMAN only applies when using PIPETMAN TIPS. Using pipettes and tips of the same brand allows to easily fit and remove tips, and to reduce risks of RSI.

PIPETMAN TIPS Diamond in BLISTER REFILL and RELOAD PACK help you reaching the best results and make your pipetting easier. For more information and pricing, please contact your local distributor.

email: 33328pr@reply-direct.com

Quality Laboratories Deserve Quality Pipettes

Now available from **Alpha Laboratories**, the Picus[®] NxT electronic pipette from the Sartorius Biohit Family, features a sophisticated design, exceptional accuracy and precision, plus new features that provide distinct advantages for highly regulated laboratories.

It brings all the benefits of the original Picus models that help ease your workload and deliver superb pipetting results. Weighing in at only a 100g, the comfortable handle and light electronic tip ejection will prevent repetitive strain injuries. Superior technology, electronic brake and piston control system ensure accurate and precise liquid volume delivery, independently of the users' level of pipetting skills. The Optiload mechanism ensures perfect tip sealing and the replaceable Safe-Cone filters cost-effectively prevent the risk of contamination of both your pipette and your sample

Picus NxT is ideal for use in accredited laboratories. As well as a certificate of accredited 3-point calibration (per ISO 17025 and ISO 8655) provided at no extra charge, each pipette is RFID-enabled to support asset management and has optional password-protection, all enabling your lab to demonstrate quality procedures for accreditation such as ISO 15189.

Picus[®] NxT is ideal for ELISA, Protein Analysis, Cell Culture, PCR, and other DNA and RNA techniques.

email: 33290pr@reply-direct.com

Ultrasonic Water Meter Technology Shows Promise


Titan Enterprises has built an ultrasonic water meter technology demonstrator using its Atrato flowmeter as a platform. The new device easily satisfies all the required water industry performance standards and fits within the 110mm desirable mounting length.

The world domestic water meter market is estimated to reach over 30 million units this year. The majority of these will be 'smart' meters requiring power to operate. The sub-meter and heat transfer markets are reported as being the fastest growth sector.

Titan has built and trialed a 110mm long, half inch bore, water meter and achieved an accuracy better than $\pm 2\%$ over a 250:1 flow range using an external power supply.

Managing Director of Titan Enterprises, Trevor Forster commented: "Existing solid state water meter products tend to be complicated, expensive to produce and frequently do not satisfy all of the performance requirements. He added: "Atrato's patented small bore ultrasonic flow metering technology offers many benefits for this application including the potential for low power operation, higher flow models and a wide flow range (400:1), consequently we are seeking to license the technology to a suitable partner for commercial exploitation."

The standard Atrato ultrasonic flowmeter is a true inline non-invasive flow meter without the contorted flow path and disadvantages of alternative designs. It can handle flows from laminar to turbulent and is therefore largely immune from viscosity. It also offers excellent turndown, linearity and repeatability. Available in 60°C and 110°C temperature versions and a 30 bar higher pressure model - Atrato flowmeters use patented 'time-of-flight' ultrasonic technology that enables it to operate over very wide flow ranges (200:1) with excellent accuracy (better than $\pm 1.0\%$ of reading).



For More Info, email: 33762pr@reply-direct.com

3D Video Animation Solves 55 Year Valveless Pump Mystery

FMI's new video unlocks the secret to precision valveless piston pumping through a series of 3D pump animations and HD graphic illustrations.


This high definition streaming video also contains supporting technical descriptions, as well as specific advantages CeramPump[®] technology offers.

For over 55 years, critical medical, analytical, laboratory, industrial, and OEM instrumentation applications requiring precision metering and dosing have relied on Fluid Metering, Inc.'s (FMI) CeramPump[®] valveless piston pumping technology.

The CeramPump's[®] innovative pumping technology relies on only One Moving Part, a rotating and reciprocating ceramic piston to accomplish all fluid control functions within the pump, without valves.

Utilising sapphire-hard ceramic internals and eliminating valves results in a pump that will maintain a precision of 0.5% for millions of cycles without maintenance or recalibration.

The video is accessible streaming on FMI's home page www.fluidmetering.com, and has gained notable popularity on YouTube and other social media outlets. Visit FMI's web site to Chat Live with an application specialist and see how FMI can solve your metering, dispensing and dosing challenges.



For More Info, email: 32773pr@reply-direct.com

Miniature Valves For Precision Fluid Control



- 100% Tested for Reliable, Consistent Performance
- Lightweight
- Low Power Consumption
- Variety of Porting Options
- Custom Designs Available

The Lee Company's miniature valves are used for automated liquid handling in medical and scientific instrumentation and other clinical chemistry applications.

SEND FOR OUR FREE PRODUCT CATALOGUE

Lee Products Limited, 3 High Street, Chalfont St Peter, Gerrards Cross, Bucks. SL9 9QE

Tel: 01753 886664 Fax: 01753 889588 www.leeproducts.co.uk e-mail: sales@leeproducts.co.uk

Innovation in Miniature



email: 4275ad@reply-direct.com



Read, Share and Comment on this Article, visit: www.labmate-online.com/articles